

GLUE ANCHOR

GLUED ANCHOR POINT FOR BITUMEN AND PVC ROOFS

FUNCTIONAL

The application does not require any perforation of the PVC or bituminous sheathing, guaranteeing perfect waterproofing of the roof.

FAST INSTALLATION

The system is quickly installed with very few tools.

VERSATILE

Equipped with a 360° swivel eyelet to facilitate work operations.




TYPES OF APPLICATION



▼ Single anchor point welded onto a bituminous layer for securing a flat roof.



■ FIELDS OF APPLICATION





■ TECHNICAL DATA*

	GLUEPVC	GLUEBIT
ambient temperature of use	-	min. -30° C / max. 90°C
substrate material requirement	-	ABB / SBS multilayer bitumen membrane with at least one polyester core PVC / polyester reinforced membrane
substrate tensile strength	≥ 900N/50 mm (EN 12311-2)	340 ± 20% N/50 mm
max. roof slope 15°	15°	15°
minimum surface around the anchor point (from the centre)	1,80 m	2 m
other substrate requirements	The substrate must be clean, free of dust, moss and algae. Of course, the substrate must be completely dry	1. Mechanically fastened (MF) with a minimum of 3 fasteners per m ² 2. Ballasted with gravel at least 40 mm thick (approx. 60 kg/m ²) 3. Partially glued (50% of total surface area) to a mechanically fixed bituminous roof waterproofing system

* The values indicated are derived from experimental tests carried out under the supervision of third party organisations according to the referenced standard. For a calculation report with minimum distances, according to the referenced normative requirements, the substructure must be verified by a qualified engineer before installation.

■ CODES AND DIMENSIONS

CODE	material	d ₁ [mm]	pcs	
GLUEBIT	glued anchor point for bitumen roof with swivel eyelet	700	1	
GLUEPVC	glued anchor point for PVC roofs	520	1	
GLUEBITGRA	gravel anchor system protection	-	1	